



# Nasonville School Newsletter

Char Ulrich, Principal      May/June 2019

## May Events

- 1 **Happy May Day!**
- 7 **Teacher Appreciation Day!**
- 8 **National School Nurse Day!**
- 9 **6:30 PTO Meeting**
- 10 **KQ Ice Cream Social**  
**Gr. 1 Reader's Theater**
- 13 **Gr. 5-6 Musical**  
**1:30 Rehearsal@Nasonville**  
**6:30 Musical @ HS**  
**Scotty's Pizza Night**
- 14 **Scotty's Pizza Night**
- 15 **3K School Forest**  
**Gr. 4 Food For America**
- 16 **Gr. 6 MS Tour**  
**3M School Forest**
- 17 **Gr. 6 Track Day**
- 20 **Officer Friendly**
- 21 **Orchestra Tour**  
**Gr. 1 School Forest**
- 22 **Gr. 2 School Forest**
- 23 **Gr. 3 Marshfield Tour**
- 24 **Gr. 5 Heritage Hill**
- 27 **Memorial Day **NO SCHOOL****
- 28 **Math Fair**
- 31 **Gr. 5 School Forest**

## June Events

- 4&5 **Talent Show**
- 6 **Gr. 6 Kalahari**
- 7 **Gr. 6 Celebration @ 8:30**  
**LAST DAY OF SCHOOL!**


Summer Vacation

**DON'T FORGET  
TO ORDER  
YOUR  
YEARBOOK!!**



**RETURN ORDER  
FORMS WITH  
PAYMENT BY  
MAY 15<sup>TH</sup>!**

## PRINCIPAL'S CORNER



*Teacher Appreciation Week is May 6<sup>th</sup> - 10<sup>th</sup>  
Teacher Appreciation Day is May 7<sup>th</sup>.*

You don't have to give an elaborate gift to show appreciation. A homemade card, email or student crafted item can serve the same purpose. It goes back to the old saying, "It's not the size of the gift, but the thought that counts."

Teachers put in countless hours behind the scenes to plan and prepare for your children daily. There is not a weekend that goes by that you won't find staff members working at Nasonville School.

*A Little Appreciation Goes a Long Way!*

## KNOWLEDGE QUEST UPDATE



As you can see from our May calendar, the children will have many opportunities to celebrate

their year of hard work. Thanks to your support of Knowledge Quest, the cost to you for these adventures will be relatively small.

*This school year, your Knowledge Quest contributions are more than **\$17,000!***

*A special thank you to Mrs. LaPointe and Mrs. Mortvedt for organizing the Knowledge Quest!*

## SPRING CONCERT

### Save the Date!!



The Nasonville 5<sup>th</sup> and 6<sup>th</sup> Grade Musical will be Monday, May 13<sup>th</sup> at 6:30 P.M. in the **High School Auditorium**.

Dress Rehearsal to be held at 1:30 P.M. in the Nasonville School gym.

## DISTRICT SPEECH CONTEST



Congratulations to the 5<sup>th</sup> and 6<sup>th</sup> grade students who represented Nasonville School at the District Speech Contest on April 25<sup>th</sup>: Hadlee Hall, Aaron Hansen, Sydney Quarne, Abby Huber, Chaz Heiman, Courtney Krenn, Jonathan Klumb, Zack Bauer, Grace Eddy, Brody Block, Carson Klumb, Devin Weis, Cayley Gosney, Rachel Seubert and Hannah Ridgway.

Everyone did a Great Job! Way to go!

## IMPORTANT LUNCH ACCOUNT NOTICE



As the year winds down, you need to make sure that you have enough money in your child's account to pay for food purchases for the remainder of this school year.

***We will not allow a student to eat hot breakfast or hot lunch after May 15<sup>th</sup> if they have a negative balance in their lunch account.***

In that situation, a child will need to call home and get a cold lunch or ask a parent to bring money to school to deposit in their account. Please make sure that you have an adequate amount of money in your child's account to get through the remaining days of school.

Any money remaining in your child's account at the end of the school year will automatically carry over to next year. Thank you for your cooperation in this matter. Please feel free to contact Mrs. Junco if you have any questions regarding your lunch account.

## MATH FAIR

The "Math Fair" will be here soon!!! All of the children

will be actively involved in problem solving, measuring, counting money, identifying geometrical shapes, working with probability, and recognizing numbers. The sixth grade "game masters," and big buddies will be working hard. Thank you for the generous food contributions. ***A very special thank you to Mrs. Oertel for organizing and overseeing the entire Math Fair!***



## LMC NEWS

All LMC materials need to be returned for inventory by Friday, May 17<sup>th</sup>. Enjoy your summer! Be sure you read.

## Friends From Afar Fall 2019 Camp



**October 4-6, 2019**

*Weekend host families needed  
(5<sup>th</sup> & 6<sup>th</sup> graders)*

Nelsonville Elementary School and the Marshfield community, will be hosting approximately 35 students and 3 adult chaperones. They will be visiting from September 29<sup>th</sup> through October 10<sup>th</sup>. Our Chinese visitors will be staying at a hotel for the majority of their time here. ***MISEP is looking for host families for their weekend stay-over for them to enjoy a full immersion experience.*** Host families should expect overnight stays for the evenings of Friday, October 4<sup>th</sup> and Saturday, October 5<sup>th</sup>. They will be returning to their hotel on the evening of Sunday, October 6<sup>th</sup>. Families interested in hosting will receive a reimbursement in the amount of \$50, per student or chaperone, to offset some of the weekend expenses.

Any questions please contact:

**Johneen Schwab (M.I.S.E.P Coordinator)  
Marshfield High School  
715-387-8464 ext.4330**

***"How far we travel in life matters far less than those we meet along the way."***

***Mark Twain***

**HAVE AN AMAZING  
SUMMER BREAK!**





# BREAKFAST

Elementary

May 2019

MONDAY	TUESDAY	WEDNESDAY	THURSDAY	FRIDAY
<p><b>SUMMER FOOD SUMMER FUN!</b> Did you know the Marshfield School District offers healthy meals for ALL kids during the summer FREE of cost? June 17 – July 26: Breakfast 7:00am – 8:00am and Lunch 11:30am – 12:30pm at the Marshfield High School. 12:05-12:20pm at Grant Elementary School.</p> <p>6 Breakfast Kit <i>(includes cereal, crackers and 100% Juice)</i> Fruit Cup Milk</p>	<p>7 Whole Grain Cereal String Cheese Raisins Milk</p>	<p>1 <b>HOT</b> Mini Cinis Fresh Fruit 100% Fruit Juice Milk</p>	<p>2 Yogurt Parfait <b>Homemade Granola</b> Dried Cranberries/Blueberries Milk</p>	<p>3 <b>HOT</b> Pancake Bites 100% Fruit Juice Fruit Cup Milk</p>
<p>13 Breakfast Kit <i>(includes cereal, crackers and 100% Juice)</i> Fruit Cup Milk</p>	<p>14 Oatmeal Bar String Cheese Raisins Fruit Cup Milk</p>	<p>8 <b>HOT</b> Breakfast Pizza Fruit Cup 100% Fruit Juice Milk</p>	<p>9 <b>Homemade Chocolate Harvest Muffin</b> String Cheese Fruit Cup Milk</p>	<p>10 <b>HOT</b> Fruit Strudel Fruit Cup 100% Fruit Juice Milk</p>
<p>20 Whole Grain Cereal String Cheese Dried Cranberries/Blueberries Milk</p>	<p>21 Mini Cream Cheese Filled Bagels Fruit Cup 100% Fruit Juice Milk</p>	<p>15 <b>HOT</b> Pancake/Stick Fruit Cup 100% Fruit Juice Milk</p>	<p>16 Yogurt Parfait <b>Homemade Granola</b> Dried Cranberries/Blueberries Milk</p>	<p>17 <b>HOT</b> Pancake Bites Fruit Cup 100% Fruit Juice Milk</p>
<p>27 No School Memorial Day! </p>	<p>28 Breakfast Kit <i>(includes cereal, crackers and 100% Juice)</i> Fruit Cup Milk</p>	<p>22 <b>HOT</b> Breakfast Wrap Fresh Fruit 100% Fruit Juice Milk</p>	<p>23 <b>Homemade Coffecake</b> String Cheese Fruit Cup Milk</p>	<p>24 <b>HOT</b> Mini Waffles Fruit Cup 100% Fruit Juice Milk</p>
<p><b>See website for a food allergen/pork listing</b></p>				

**MEAL PRICES**  
Breakfast Prices:  
Paid (Elementary): \$1.35  
Paid (MS/HS): \$1.45  
Reduced: \$0.25  
Adult/Seconds: \$2.00  
Lunch Prices:  
Paid (Elementary): \$2.60  
Paid (Middle School): \$2.75  
Paid (High School): \$2.90  
Reduced: \$0.40  
Adult/Seconds: \$3.55  
Second Entree: \$2.25  
Milk: \$0.40

ICE COLD MILK  
OPTIONS:  
Fat Free White  
Low Fat White  
Fat Free Chocolate  
\*All Meals Include

All grain and bread products are 100% whole grain



This institution is an equal opportunity provider.

Menus are subject to change.

Farm to School





# LUNCH

# Elementary

## May 2019

MONDAY	TUESDAY	WEDNESDAY	THURSDAY	FRIDAY
<p><b>SUMMER FOOD SUMMER FUN!</b></p> <p>Did you know the Marshfield School District offers healthy meals for ALL kids during the summer FREE of cost?</p> <p>June 17 – July 26: Breakfast 7:00am – 8:00am and Lunch 11:30am – 12:30pm at the Marshfield High School.</p> <p>12:05-12:20pm at Grant Elementary School.</p>	<p><b>7</b> Soft Shell Taco Fiesta Beans Pears Orange Smiles Lettuce, Tomatoes Shredded Cheese</p>	<p><b>1</b> Chicken Patty on a Bun Mixed Fruit Fresh Apple Slices Fresh Carrots Steamed Corn</p>	<p><b>2</b> Salisbury Steak w/ Mashed Potatoes &amp; T-Bun Orange Wedges Dried Cranberries Garden Salad w/ Tomatoes Fresh Cucumbers</p>	<p><b>3</b> Hot Cheesy Sticks w/ Marinara Sauce Fresh Grapes Strawberries Fresh Carrots/Baked Beans <b>V-Blend Juice</b></p>
<p><b>6</b> Cheese Omelet w/ Ham &amp; Cheese w/ Bread Applesauce Oranges Fresh Carrots Steamed Broccoli</p>	<p><b>7</b> Soft Shell Taco Fiesta Beans Pears Orange Smiles Lettuce, Tomatoes Shredded Cheese</p>	<p><b>8</b> Mini Corn Dogs Fresh Apple Slices Peaches Garden Salad w/ Tomatoes Steamed Peas <b>Chocolate Pudding</b></p>	<p><b>9</b> Creamed Chicken w/ Mashed Potatoes &amp; T-Bun Fresh Apple Dried Cranberries Garden Salad w/ Tomatoes Fresh Broccoli</p>	<p><b>10</b> French Toast Sticks Little Smokies Fresh Grapes Applesauce Fresh Cucumbers Fresh Carrots</p>
<p><b>13</b> Chicken Snack Wrap Peaches Fresh Apple Lettuce, Tomato, Cheese Steamed Corn</p>	<p><b>14</b> Taco Salad Orange Smiles Pears Lettuce, Tomato, Cheese Fiesta Beans</p>	<p><b>15</b> Popcorn Chicken Mandarin Oranges Pineapple Mixed Vegetables Fresh Broccoli <b>Featured: Strawberry Milk</b></p>	<p><b>16</b> Spaghetti w/ Meat Sauce Breadstick Apple Slices Mixed Fruit Garden Salad w/ Tomatoes Fresh Carrots</p>	<p><b>17</b> Hewitt Meat's Hot Dog on a Homemade Bun Watermelon Fresh Strawberries Potato Salad Baked Beans</p>
<p><b>20</b> Chicken Strips Fresh Apples Peaches Garden Salad w/ Tomatoes Steamed Green Beans</p>	<p><b>21</b> BBQ Pork on a Bun Baked Beans Applesauce Orange Smiles Garden Salad w/ Tomatoes</p>	<p><b>22</b> Mini Corn Dogs Apple Slices Pears Fresh Broccoli Steamed Corn</p>	<p><b>23</b> Mini Turkey Sub Potato Salad Fresh Grapes Strawberries Fresh Carrots <b>Rice Krispy Bar</b></p>	<p><b>24</b> Cheese Pizza Orange Wedges Mixed Fruit Steamed Broccoli Fresh Cucumbers <b>Blue Raspberry Sorbet</b></p>
<p><b>27</b> No School  <b>Memorial Day!</b></p>	<p><b>28</b> Soft Shell Taco Fiesta Beans Fresh Apple Pears Lettuce, Tomato, Cheese</p>	<p><b>29</b> Hot Ham and Cheese Orange Wedges Pineapple Green Beans Fresh Radishes</p>	<p><b>30</b> French Toast Sticks Sausage Patty Fresh Strawberries Applesauce Fresh Carrots &amp; Cucumbers</p>	<p><b>31</b> Cheeseburger on a Bun Mixed Berries Orange Wedges Fresh Broccoli Mixed Vegetables</p>

Meatless Entree    Featured Recipe  
 Farm to School    Meatless Entree    Featured Recipe

See website for food allergens, carbohydrate counts, pork product list and all featured recipes. [www.marshfieldschools.org](http://www.marshfieldschools.org)

Menus are subject to change.

This institution is an equal opportunity provider.

**MEAL PRICES**  
 Breakfast Prices:  
 Paid (Elementary): \$1.35  
 Paid (MS/HS): \$1.45  
 Reduced: \$0.25  
 Adult/Seconds: \$2.00

**Lunch Prices:**  
 Paid (Elementary): \$2.60  
 Paid (Middle School): \$2.75  
 Paid (High School): \$2.90  
 Reduced: \$0.40  
 Adult/Seconds: \$3.55  
 Second Entrée: \$2.25  
 Milk: \$0.40

### Online Meal Payments

Online meal payments are now available. Payments can be made through your Family Skyward Access. If you do not have your username/password, please stop into your school office



All of our homemade breads and buns are 100% whole grain and baked fresh daily.



Ice cold milk options available daily: fat free white, low fat white, and fat free chocolate.

# Recipes for Success

Practical Activities to Help Your Child Succeed

School District of Marshfield  
Kim Ziembo, Director of Teaching & Learning

MAY 2019

## Refrigerator Poster

Just hang your Recipes poster on the refrigerator and sneak in an activity when you have a few minutes. These fun activities will help develop school success and positive behavior. Check off each box as you complete the "recipe."



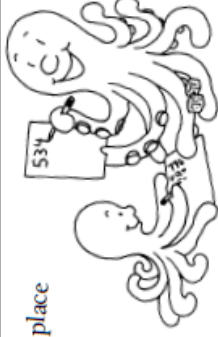
### MATH

#### A number finds its place

This game helps your youngster understand the connection between digits and their place values.

**Ingredients:** two dice, masking tape, pencil and paper for each player

Have your child turn one die into a "place value die." She should cover it with squares of masking tape and label two sides "1s," two "10s," and two "100s." Take turns rolling both dice three times to create a three-digit number. The regular die tells what digit to write on your paper, and the place value die tells where to put it (100s, 10s, or 1s place). **Example:** Roll 5 and 100s, 3 and 10s, value more than once.) Add your numbers as you go. The player with the highest total after 10 rounds wins.



### READING

#### Mixed messages

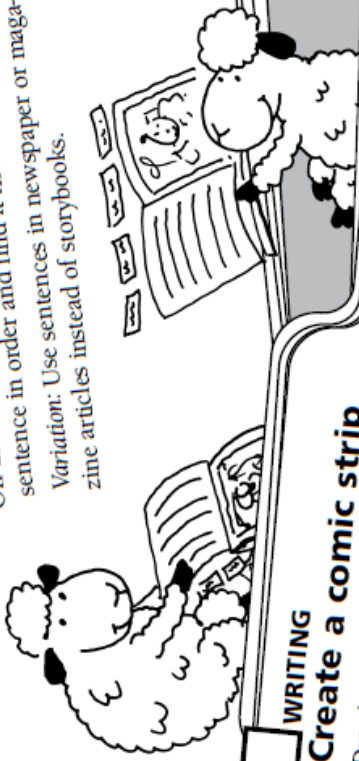
As your child races you in this activity, he will build reading and logic skills.

**Ingredients:** storybooks, pencils, paper, scissors

Each person should choose a book. Look through your book, and secretly pick a sentence with at least five words. Write the sentence, and cut the paper apart so each piece has two or more words. Swap books and sentence pieces.

On the count of three, race to see who can put the sentence in order and find it in the book first.

**Variation:** Use sentences in newspaper or magazine articles instead of storybooks.



### WRITING

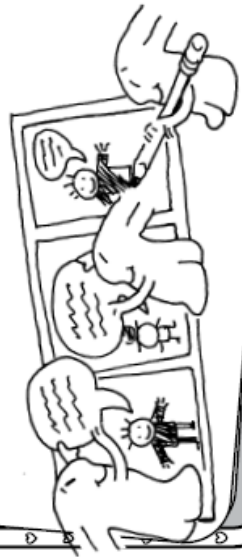
#### Create a comic strip

Drawing a comic strip is a fun way to practice writing dialogue.

**Ingredients:** comic books or newspaper comic strips, crayons or markers, paper

Let your child pick a comic for the two of you to read aloud. Each of you could choose characters and use different voices to read the speech bubbles so your youngster gets a sense of how the conversation sounds.

Then, encourage your child to draw and write his own comic featuring himself and family or friends. It might be about something that happened that day, or he can make up a story. What will his characters say to each other? When he finishes, read his comic strip together.



### SOCIAL STUDIES

Ask your youngster to name ways people get from one place to another (cars, walking, camels). How many can he think of? For older children, limit the list to a single category of transportation, such as animals or things with wheels.



### FITNESS

Turn cleanup time into fitness time. Place a box at one end of a room. When you say "Go," start a timer, and your child races to pick up scattered toys and put them in the box. Check her time. Can she beat it at cleanup time tomorrow?





# Recipes for Success

Practical Activities to Help Your Child Succeed

## SCIENCE

### Camouflaged creatures


How do animals protect themselves? Your child can see for himself how patterns and colors help creatures blend into their surroundings and stay safe from predators.

**Ingredients:** clothes, dish towels, blankets, construction or scrapbook paper, toy animals

Have your youngster lay out fabric and pieces of paper that remind him of colors and patterns found in nature. A blue shirt might look like the ocean, for instance. Brown paper could resemble the ground in a forest.

Now he should match animals with the fabric or paper where they'll be most camouflaged and hide them around the house.

Can you spot the animals? Next, camouflage and hide animals for him to find. The better camouflaged the animals are, the harder it is to see them.



MAY 2019

## MEMORY

Boost memory skills with this interview game. Write 10 simple questions. Ask the first two ("How old are you?" "What's your favorite color?"). Have your child answer only the first one ("8").

When you ask the third, she'll answer the second ("blue"), and so on. Can she remember what you asked?



## SAFETY

Summer is around the corner, which means more time to ride bikes. How many ways can your child think of to stay safe? **Examples:** Wear a helmet that fits properly, wear bright colors, use hand signals. Have him make a colorful bike safety poster as a reminder.



## PUNCTUATION

What a difference a comma makes! Show your youngster these two sentences: "I love baking, my toys, and my guitar" and "I love baking my toys and my guitar." How does the meaning change? Now let her think of sentences that turn silly without commas.



**Congratulations!**

We finished \_\_\_\_\_ activities together on this poster.

Signed (parent or adult family member) \_\_\_\_\_ Signed (child) \_\_\_\_\_

# Character Corner

## GOAL-SETTING

Talking about your goals can be a powerful way to stay accountable for them. Share a personal or job-related goal, and invite your child to tell you one of hers. Then, pick a regular time (say, during dinner) to discuss your progress.



## RESPECT FOR THE EARTH

Together, make your own environmentally friendly cleaning supplies. Your youngster could mix  $\frac{1}{2}$  cup each of water and white vinegar in a spray bottle to make a toy cleaner. Or he might cut old T-shirts into reusable cleaning rags.



## CONTROLLING ANGER

When your child gets angry, have her write a "mad memo." She can "lose her cool" — on paper only — by writing how she feels in capital letters and with exclamation points. Once she's calm, talk about what made her angry.



## SYMMETRY

Let your child fold a piece of paper in half lengthwise and then open it. He can paint a design on one half. Before the paint dries, he should fold the paper back in half, pressing the sides together carefully. When he opens it, he'll see a *symmetrical* design, each half a mirror image of the other!



# ★ Recipes for Success

Actividades prácticas que contribuyen al éxito de su hijo

School District of Marshfield  
Kim Ziembo, Director of Teaching & Learning

MAYO DE 2019

## Cartel del Refrigerador

Coloque este cartel de *Recetas* en el refrigerador y haga una actividad cuando tenga unos minutos libres. Estas amenas actividades contribuirán al triunfo en la escuela y a desarrollar un comportamiento positivo. Ponga una marca en cada casilla cuando termine la "receta".

## LECTURA Mensajes mezclados

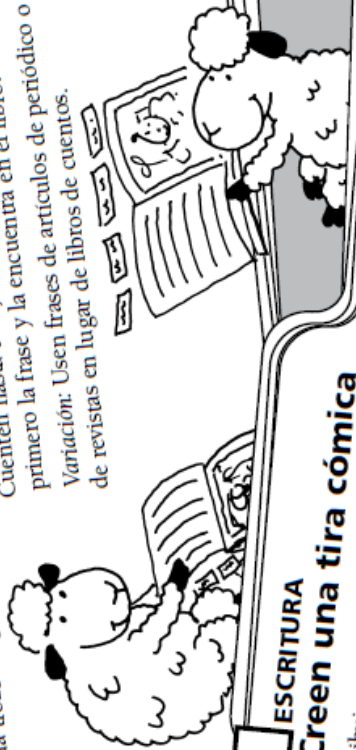
Mientras su hijo complete con usted en esta actividad, desarrollará destrezas de lectura y de lógica.

**Ingredientes:** libros de cuentos, lápices, papel, tijeras

Cada persona elige un libro. Echen un vistazo al libro y elijan en secreto una frase que tenga al menos cinco palabras. Escriban la frase y recorten el papel para que cada trozo tenga dos o más palabras. Intercámbiense los libros y los trozos de frases.

Cuenten hasta tres y compitan a ver quién ordena primero la frase y la encuentra en el libro.

**Variación:** Usen frases de artículos de periódico o de revistas en lugar de libros de cuentos.



## ESCRITURA

### Green una tira cómica

Dibujar una tira cómica es una divertida forma de practicar la escritura de diálogos.

**Ingredientes:** libros de cómics o historietas de periódicos, crayones o marcadores, papel

Su hijo elige un cómic y ustedes dos lo leen en voz alta. Cada uno de ustedes puede elegir personajes y usar voces distintas para leer los bocadillos con el diálogo que su hijo se haga una idea del sonido de la conversación.

A continuación, añémoslo a que dibuje y escriba su propia historieta usando a su familia, a sí mismo o a sus amigos como personajes. Podría tratarse de algo que ha ocurrido ese día o puede inventar una historia. ¿Qué se dirán los personajes? Cuando termine, lean juntos su tira cómica.



## MATEMÁTICAS

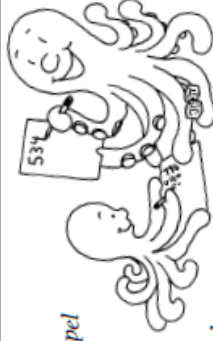
### Un número halla su puesto

Este juego permite que su hija entienda la relación entre los dígitos y su valor posicional.

**Ingredientes:** dos dados, cinta de pintor, lápiz y papel para cada jugador

Dígale a su hija que convierta un dado en un "dado de valor posicional". Debe cubrirlo con cuadrados de cinta de pintor y escribir en dos lados "Unidad", en otros dos "Decena" y en otros dos "Centena".

Por turnos, lancen los dos dados tres veces para crear un número de tres dígitos. El dado normal dice el dígito que tienen que escribir en el papel y el dado del valor posicional dice dónde hay que colocarlo (en el puesto de las centenas, decenas o unidades). **Ejemplo:** Lancen el 5 y la centena, el 3 y la decena y el 4 y la unidad y escriban 534. (Lancen de nuevo el dado del valor posicional si les sale la misma posición con el total más alto al cabo de 10 turnos.)



## ESTUDIOS SOCIALES

Dígale a su hijo que nombre maneras que usa la gente para ir de un sitio a otro (autos, a pie, camellos).

¿Cuántas se le ocurren? Para niños mayores limite la lista a una sola categoría de transporte, como animales o cosas con ruedas.



## EJERCICIO

Convierta el tiempo de limpieza en tiempo de ejercicio físico. Coloque una caja en un extremo de una habitación. Diga "Ya", ponga en marcha un cronómetro y que su hija corra para recoger los juguetes desperdigados y meterlos en la caja.

Compruebe su tiempo. ¿Puede mejorar mañana su tiempo de limpieza?





# Recipes for Success

Actividades prácticas que contribuyen al éxito de su hijo

MAYO DE 2019


## CIENCIAS Criaturas camufladas

¿Cómo se protegen los animales? Su hijo puede ver por sí mismo cómo diseños y colores ayudan a las criaturas a fundirse con sus alrededores y a protegerse de los predadores.

**Ingredientes:** ropa, paños de cocina, mantas, cartulina o papel de album, animales de juguete

Dígale a su hijo que coloque trozos de tela y de papel que le recuerden los colores y los diseños que se encuentran en la naturaleza. Una camisa azul podría parecer el océano, por ejemplo. El papel marrón podría recordar al suelo de un bosque.

A continuación debería emparejar los animales con la tela o el papel en los que mejor se camuflarían y esconderlos por la casa. ¿Puede encontrar usted los animales? A continuación, camufle y esconda animales para que él los encuentre. Cuan to mejor camuflen los animales, más difícil será verlos.



## MEMORIA

Refuerce la memoria jugando a las entrevistas. Escriba 10 preguntas fáciles. Haga las dos primeras ("¿Cuántos años tienes?" "¿Cuál es tu color favorito?"). Dígale a su hija que conteste sólo la primera ("8"). Cuando usted haga la *tercera*, ella contestará la *segunda* ("azul") y así sucesivamente. ¿Puede recordar lo que usted le preguntó?



## SEGURIDAD

El verano está a la vuelta de la esquina y eso conlleva más salidas en bicicleta. ¿Cuántas formas de protegerse se ocurren a su hijo? Ejemplos: Usar un casco que le encaje bien, vestirse con los colores brillantes, hacer señales con la mano. Dígale que diseñe un cartel vistoso para tener presente su seguridad cuando monte en bici.



## PUNTUACIÓN

¡Qué importante es una coma! Demuéstrelo a su hijo con estas dos frases: "Me encanta hornear, los juguetes y mi guitarra" y "Me encanta hornear los juguetes y mi guitarra". ¿Cómo cambia el significado? A continuación dígame que invente frases que se conviertan en algo absurdo sin las comas.



## Rincón del Carácter

### ☐ PONERSE METAS

Hablar de sus metas puede ser una forma eficaz de responsabilizarse de ellas. Comparta con su hija una meta personal o profesional e invite a su hija a que le diga una de las suyas a usted. Luego elijan un momento específico del día (por ejemplo durante la cena) para comentar su progreso.



### ☐ RESPETO POR LA TIERRA

Hagan sus propios materiales de limpieza que sean respetuosos con el medio ambiente. Su hijo podría mezclar  $\frac{1}{2}$  taza de agua y otro tanto de vinagre blanco en una botella con aerosol para hacer un limpiador de juguetes. También podría cortar camisetas viejas para hacer trapos de limpieza.



### ☐ CONTROLAR EL ENOJO

Cuando su hija se enoje, dígame que escriba una "nota del enojo". Puede "perder los estribos" —únicamente en papel— escribiendo cómo se siente en mayúscula y con puntos de exclamación. Una vez que se tranquilice, hablen de las causas de su enojo.



## SIMETRÍA

Dígale a su hijo que doble un papel por la mitad a lo largo y que lo abra. Puede pintar un dibujo en una mitad. Antes de que se seque la pintura debe doblar de nuevo el papel por la lo abra verá un dibujo *simétrico*, ¡cada mitad es la imagen especular del otro!



## ¡Felicidades!

Terminamos \_\_\_\_\_ actividades juntos en este cartel.

Firmado  
(padre, madre o miembro adulto de la familia)

Firmado  
(hijo o hija)